

The SMART™ Interactive Classroom



Presented by David Schubert
Monday, January 3, 2011

www.education.smarttech.com

SMART
Technologies

Discussion Topics

- What is a SMART Board?
- Getting connected
- Basic features
- SMART Notebook software
- Interactive websites
- SMART Slate and SMART Response
- Questions and Answers

www.education.smarttech.com

SMART
Technologies

What is a SMART Board?
SMART technology includes...

- #1 An Interactive Touch Screen that Controls all Computer Functions
- #2 The ability to annotate anything the computer can display
- #3 Presentation software, structured like a Notebook. Presentations can be shared in electronic or print format.

www.education.smarttech.com

SMART
Technologies



Touch with intent
Constant pressure
Recognize one point of contact
Durable Surface

www.education.smarttech.com

SMART
Technologies

Getting Connected

USB Cable 😊

Ready Light 😊

Orientation 😊

Interactive Classroom components 😊

www.education.smarttech.com

SMART
Technologies

Components of the Interactive Classroom

- Computer runs web sites and interactive software; interfaces with other components
- Digital projector displays image from computer/TV tuner
- Document camera replaces overhead projector; displays documents on computer
- Interactive whiteboard mouse input; engages students and enhances interactivity
- Sound amplification system plays computer/video audio amplifies student/teacher voices
- Student response system collects data; engages students
- Interactive slate mouse input; engages students and enhances interactivity/portability
- TV tuner/DVD player sends video and audio to projector and sound system

www.education.smarttech.com

SMART
Technologies

Basic Features - Pen Tray

- Four colored pens
- Eraser
- Keyboard button
- Right-click button



Basic Features: SMART Floating Tools

- Floating toolbar
 - Pen
 - Highlighter
 - Screen shade
- Ink layer
- On-screen keyboard



SMART Notebook Software

- SMART Tools meet PowerPoint
- Toolbars
- Views (full screen, dual page)
- Pages (slides)
- Gallery
- Object properties
- Export as PDF or record screen







Resources

(Erase to Reveal)

- #1 SMART Gallery
- #2 SMART Exchange
- #3 Google Image Search
- #4 Shared resources

Interactive Websites

-  Imagine It!
-  Arcourt Go Math!
-  Scott Foresman Science
-  Google

SMART Slate

- Mouse functionality
- Portable (wireless)
- Customizable underlays



SMART Response

- Increases student engagement
- Instant feedback
- Import quiz/test scores to gradebook software



SMART Exchange