

The Web Portal at Florida State University

campus.fsu.edu

USERNAME (FSUID):

PASSWORD:

Login

Presented By:

John Barati

John Milton

David Schubert

Bradley Bowen

Scott Ramey

Joseph Vince

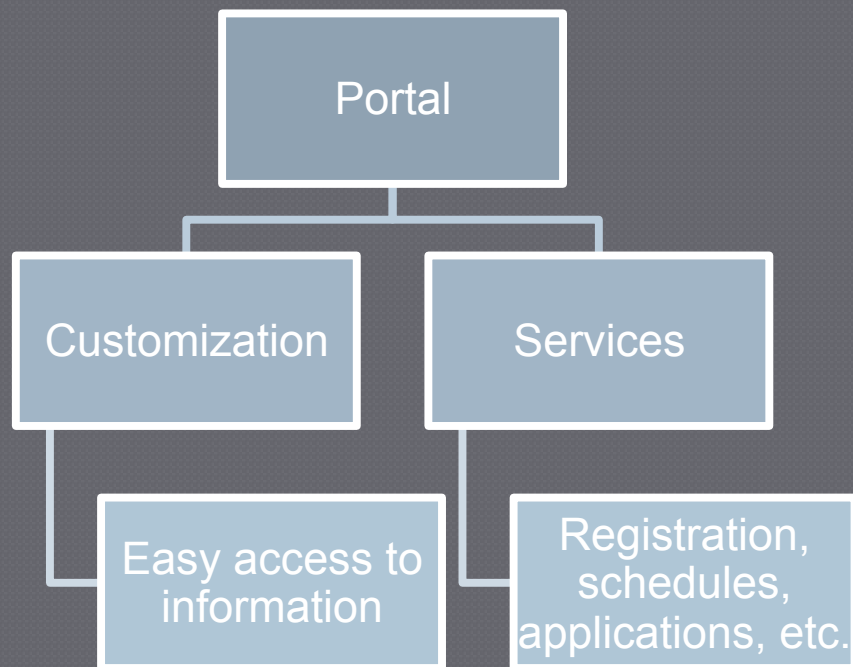
Login

Introduction

- ⦿ Problem: traditional static site is an outdated concept
 - Gives information but does not interact with it
 - Makes information hard to find
 - Good for the general public
- ⦿ Portals are increasingly popular among universities
 - More effective in conveying information
 - Customizable - general information is more personal
 - Comprehensive – personal information more accessible

Technology Solutions

- Portals solve logistical problems for universities
- The solutions can be broken into customization (of general information) and services (of a personal nature)



Technology Solutions - General

- Personalization
- Customization
- Prevents information overload
- Increase efficiency with information specific to the user

Technology Solutions - Personal

- Central user management
- Conversion of tools to online
 - Scheduling, financial aid, housing, parking, registration, applications, etc.
 - Increased accessibility
 - Decreased data entry and communication costs
- File storage/information share
 - Universally and securely accessible
 - Shared files for groups/teams

Products: Blackboard

The screenshot displays the Blackboard user interface for Florida State University. At the top, the FSU logo and name are on the left, and navigation links (Home, Help, Logout) and a search bar are on the right. Below this is a horizontal menu with options like Home, My FSU, Courses, Organizations, Content Collection, Webmail, and Secure Apps. The main content area is titled "Welcome, David" and includes several panels: "Tools" with links to Address Book, Announcements, Bb: Teach & Learn, Calendar, Course Email Lists, FSU Libraries, FSUID, Grades, Personal Information, Tasks, and webmail.fsu.edu; "My Courses" listing enrolled courses like ETHICAL ISSUES, INFORMATION SCIENCE, INTRO APPL STATISTIC, TECH COM FR INFO PRO, and TECHNOLOGIES, each with a "No Announcements" status; "My Organizations" listing CI STUDENT SERVICES, Honors Program @ FSU, and Office of National Fellowships; and "FSU Blackboard Student Information" providing contact details for the FSU Technology Services Helpdesk and the campus.fsu.edu (Blackboard) Help Desk.

FLORIDA STATE UNIVERSITY Home Help Logout FSU Search

Home My FSU Courses Organizations Content Collection Webmail Secure Apps

Welcome, David [Modify Content](#) [Modify Layout](#)

Tools

- [Address Book](#)
- [Announcements](#)
- [Bb: Teach & Learn](#)
- [Calendar](#)
- [Course Email Lists](#)
- [FSU Libraries](#)
- [FSUID](#)
- [Grades](#)
- [Personal Information](#)
- [Tasks](#)
- [webmail.fsu.edu](#)

My Courses

Courses in which you are enrolled:

- [ETHICAL ISSUES \(PHI2630.fa07.web cohort1\)](#)
No Announcements.
- [INFORMATION SCIENCE \(LIS3267-01.fa07\)](#)
No Announcements.
- [INTRO APPL STATISTIC \(STA2122-07.fa07\)](#)
No Announcements.
- [TECH COM FR INFO PRO \(LIS3021.fa07.web cohort1\)](#)
- [TECHNOLOGIES \(LIS3353-01.fa07\)](#)

Announcements

- ◆ [Lab Activity Instructions](#)

Announcements

- ◆ [Week 5 is OVER](#)
- ◆ [Coming UP](#)
- ◆ [FYI](#)
- ◆ [Week 4 is OVER](#)

My Organizations

Organizations in which you are participating:

- [CI STUDENT SERVICES](#)
- [Honors Program @ FSU](#)
- [Office of National Fellowships](#)

FSU Blackboard Student Information

Need help with Secure Apps, please contact the FSU Technology Services Helpdesk at:

Email: help@fsu.edu
Phone: 850-644-HELP(4357)

Contact the campus.fsu.edu (Blackboard) Help Desk

FSU Support Center: [Search Knowledgebase](#)
Web Form: [Submit a Ticket](#)
Email: help@campus.fsu.edu
Phone: 850-644-8004

- ◆ [Student Blackboard Guide](#)
- ◆ [Technology Requirements](#)

Products: Blackboard

The screenshot shows the Blackboard interface for a user's content collection. At the top, the Florida State University logo and name are on the left. Navigation links for Home, My FSU, Courses, Organizations, Content Collection, Webmail, and Secure Apps are in the center. A search bar with 'FSU' and a search button is on the right. Below the navigation is a sidebar with icons for My Content, Organizations, Institution Content, Library Content, Portfolios, and Learning Objects. The main area is titled 'Content Collection: My Content' and features a toolbar with icons for Web Folder, Item, Folder, Link, Copy, Move, and Remove, along with an 'Add Workflow' dropdown and a 'Go' button. The location is '/users/dss06c'. A table lists content items with columns for Name, Modified, Size, Permissions, Versions, and Comments. The items are 'Completed Coursework' (0KB), 'Current Coursework' (7KB), and 'Personal' (136KB). Below the table is a 'Refresh' button, a 'Select All' dropdown, and an 'Items per page: 25' dropdown. At the bottom, the Blackboard logo and version information (Blackboard Content System™ (Release 2.3.1.487)) are displayed, along with a copyright notice for 2003-2004.

FLORIDA STATE UNIVERSITY

Home Help Logout

FSU Search

Home My FSU Courses Organizations Content Collection Webmail Secure Apps

Content Collection: My Content

Web Folder Item Folder Link Copy Move Remove Add Workflow Go

Location: /users/dss06c

Available Quota: 19.86MB (99%) Total Quota: 20.00MB

	Name	Modified	Size	Permissions	Versions	Comments
<input type="checkbox"/>	Completed Coursework	Sep 25, 2007 11:56:34 PM	0KB			Modify
<input type="checkbox"/>	Current Coursework	Sep 25, 2007 11:59:28 PM	7KB			Modify
<input type="checkbox"/>	Personal	Sep 25, 2007 11:58:24 PM	136KB			Modify

Refresh Select All Items per page: 25

Bb
Blackboard

Blackboard Content System™ (Release 2.3.1.487)
Copyright © 2003-2004 - Blackboard Inc. Patents Pending. All Rights Reserved.

Products: Dokeos

Demo Campus - Dokeos

Users online: 1

[Portal Homepage](#)


[My courses](#)

[My profile](#)

[My agenda](#)

[My Progress](#)

[Logout](#)



General

Forum

User

Course Management

Example notice

To modify this notice, go to the administration area of the portal.

Manager : Demo Admin

Platform Dokeos 1.8.4 © 2007

Products: Dokeos

Demo Campus - Dokeos

TEST TESTADM - John do

Users online: 1 (1 In this course)

[Portal Homepage](#)

[My courses](#)

[My profile](#)

[My agenda](#)

[My Progress](#)

[Logout](#)

TEST



This is the introduction text. To replace it by your own text, click below on the pencil icon (course administrators only).

- Course Description
- Documents
- Links
- Forums
- Tests
- Groups
- Assignments
- Virtual classroom

- Agenda
- Learning path
- Announcements
- Dropbox
- Users
- Chat
- Virtual meeting

Manager : Demo Admin

Platform Dokeos 1.8.4 © 2007

Products: OLAT

Home **Groups** Learning resources [Help](#) [Log out](#)

dev-tool 

N
a
v
i
g
a
t
i
o
n

Welcome to OLAT

[Configure page](#)

Links for a quick start in OLAT

Courses	Have a look at the list of all courses
Catalog	Browse through the course catalog
Help	Learn how to use OLAT
Settings	Customize OLAT according to your needs
Project group	Create a group for your projects, e.g. to share documents.

Did you know...?

... how to create a personal visiting card in OLAT?
Click on "Settings" on the home page and select the tab "My visiting card". You can determine which information concerning your profile shall be visible for other OLAT user. Furthermore, you have the possibility to upload an image and create a short text.
Next...

Macartney Comic: "Die Loge"



Today: Sep 30, 2007 [Show all](#)

No events for the period specified

My bookmarks [Show all](#)

Demo course wiki [Course](#)

My groups [Show all](#)

You are not a member of this group

My notifications [Show all](#)

Products: Moodle

The screenshot displays the Moodle website interface. At the top, the Moodle logo is on the left, and the text "You are currently using guest access (Login)" is on the right. Below the logo is a navigation menu with "Moodle" and "Features".

The main content area is divided into several sections:

- Activities:** A sidebar menu listing various Moodle activities: Assignments, Chats, Choices, Forums, Glossaries, Hot Potatoes Quizzes, Lessons, Quizzes, Resources, SCORMs/AICCs, Surveys, Wikis, and Workshops.
- Search Forums:** A search box with a "Go" button and a link to "Advanced search".
- Administration:** A section with a link to "Enroll me in this course".
- Topic outline:** The main content area, titled "Welcome to the Moodle Features Demo Course". It contains a welcome message, a "News forum" link, and a "Download This Course (Optional)" section with links for "Features Demo course backup" and "How to install the Features Demo".
- 1 General features:** A section listing features: Overall design of Moodle, Site management, User management, and Course management.
- Latest news:** A section stating "(No news has been posted yet)".
- Upcoming Events:** A section listing events: "A repeating chat with public session logs" (Today), "MoodleMoot 07 Spain (Cáceres)" (Monday, October 15, 06:00 AM), "Brazilian MoodleMoot" (Friday, October 19, 06:00 AM), and "MoodleMoot 07 UK" (Tuesday, October 23, 06:00 AM).





Products: Moodle

[Search courses ...](#)
[All courses ...](#)

2 Assignments



Assignments enable teachers to grade and provide comments for uploaded files and assignments created on and off line.

The teacher may choose whether to prevent late submissions, whether to allow students to resubmit their **assignment** (for re-grading) and whether to receive **email** alerts when students add or update their submission (except for offline assignments).

-  [Upload a single file assignment](#)
-  [Online text assignment](#)
-  [Offline assignment](#)
-  [Advanced uploading of files assignment](#)

3 Chats

The **Chat** module allows participants to have a real-time synchronous discussion via the web. This is a useful way to get a different understanding of each other and the topic being discussed.

-  [A repeating chat with public session logs](#)
-  [An open chat event](#)

4 Choices

Here a teacher asks a question and specifies a **choice** of multiple responses. This can be useful as a quick poll to stimulate thinking about a topic; to allow the class to vote on a direction for the course; or to gather research consent.

-  [A Choice with anonymous results](#)

Activity since Saturday,
September 29, 2007, 05:38
AM

[Full report of recent
activity...](#)

New users:

[paul heming](#)
[yaser zia sistani](#)
[saipirun jukpim](#)
[Ana Silva](#)
[Samuel Louvan](#)

New survey responses:

05:49 AM, Sep 29
[Jon Miller](#)
[Critical Incident Survey](#)

Recommendations

- Design

- Ease of use
- Efficient use of resources
- Accessibility

- Consolidation

- All systems accessible from single login
 - “Secure Apps” page

- Security

- Preventative measures

Questions

